



I have visited my advisor and have my Alternate PIN (RAP). I am ready to REGISTER for classes.

The screenshot shows the Alcorn State University website. The top navigation bar includes 'FACULTY/STAFF', 'STUDENTS', 'CAMPUSES', and 'NEWS/EVENTS'. A search bar is located on the right. The 'STUDENTS' dropdown menu is open, listing: 'STUDENT PORTAL', 'STUDENT AFFAIRS', 'BANNER ONLINE SERVICES', 'BLACKBOARD LMS', 'STUDENT EMAIL', and 'RESIDENCE LIFE'. A red arrow points from the 'STUDENTS' menu item to the 'BANNER ONLINE SERVICES' option. The main banner features 'CONGRATULATIONS BRAVES' and '2014 SWAC FOOTBALL & BLACK COLLEGE NATIONAL CHAMPIONS'. A yellow box on the right contains a 'SWAC CHAMPIONSHIP' announcement with 'Apply Now' and 'Visit Campus' buttons. The footer includes 'EVENTS' and 'NEWS' sections.

- ❖ Go to: www.alcorn.edu
- ❖ Click on: STUDENTS
- ❖ Click on: BANNER ONLINE SERVICES

User Login

- ❖ Enter User ID: Student ID Number (A00000000) or Social Security Number
- ❖ Enter PIN: 6 Digit Date of Birth (Temporary) or Permanent PIN
- ❖ Login

ellucian™

HELP EXIT

User Login

Please enter your User Identification Number (ID) and your Personal Identification Number (PIN). When finished, select Login.
Please Note: ID is Case Sensitive.
Log in to activate your Email/Blackboard account.
To protect your privacy, please Exit and close your browser when you are finished.

[Look Up your ASU Generated ID](#)

User ID:


PIN:

[Forgot PIN?](#)


RELEASE: 8.5.2

© 2015 Ellucian Company L.P. and its affiliates.
This software contains confidential and proprietary information of Ellucian or its subsidiaries.
Use of this software is limited to Ellucian licensees, and is subject to the terms and conditions of one or more written license agreements between Ellucian and such licensees.

- ❖ User ID
- ❖ Enter PIN
- ❖ Login




I found my student ID number by clicking on "Look Up Your ASU Generated ID". Also, I logged in too many times and my account was disabled. I called the Registrar's Office and they reset my pin for me.



Do you have an ASU email account? If not, please click on "Activate Email Account".

The screenshot shows a web browser window with the URL <https://selfserve.alcorn.edu/pls/prod11>. The page header includes the 'ellucian' logo and navigation tabs for 'Personal Information', 'Student and Financial Aid', 'Faculty Services', and 'Employee Services'. A search bar and links for 'SITE MAP', 'HELP', and 'EXIT' are also present. The main content area features a 'Main Menu' section with a welcome message: 'Welcome to ASU Online Services! Last web access on Jan 30, 2015 at 08:41 am'. Below this, a red link for 'ACTIVATE EMAIL ACCOUNT' is highlighted, with a red arrow pointing to it from the speech bubble above. A note for 'First time Freshmen and Transfer Students' explains the activation process. A list of service categories follows: 'Personal Information' (change PIN, security question, address, phone, email, emergency contact, marital status), 'Student Services & Financial Aid' (register, view records), 'Faculty Services' (enter grades, registration overrides, class lists), and 'Employee Services' (payroll, benefits, tax forms, EPAF). The footer contains the release version '8.5.2' and copyright information for 2015 Ellucian Company L.P. and its affiliates. The Windows taskbar at the bottom shows the time as 8:54 AM on 1/30/2015.

❖ Click on: Student Services & Financial Aid




❖ Click on: Course Enrollment and Registration

The screenshot shows a web browser window with the URL <https://selfserve.alcom.edu/pls/prod11>. The page header includes the 'ellucian' logo and navigation tabs for 'Personal Information', 'Student and Financial Aid', 'Faculty Services', and 'Employee Services'. Below the tabs is a search bar and links for 'RETURN TO MENU', 'SITE MAP', 'HELP', and 'EXIT'. The main content area is titled 'Student Services & Financial Aid' and lists several services: 'Admissions', 'Course Enrollment and Registration' (highlighted with a red arrow), 'Student Records', 'Financial Aid', and 'Campus Parking - BOSSCARS'. The footer contains the text 'RELEASE: 8.6' and '© 2015 Ellucian Company L.P. and its affiliates.' The Windows taskbar at the bottom shows the time as 8:55 AM on 1/30/2015.

- ❖ Click on: Register Using Financial Aid
- ❖ Click on: Select Term (Fall 2015)


The screenshot shows a web browser window with the URL <https://selfserve.alcorn.edu/pls/prod11g/twbkwb>. The browser tabs include Facebook, BlackboardPay, Registration, and alcorn.edu. The website header features the 'ellucian' logo. Below the header is a navigation menu with 'Personal Information', 'Student and Financial Aid', and 'Employee Services'. A search bar is present with a 'Go' button. A yellow horizontal line separates the navigation from the main content. The main content area is titled 'Registration' and lists several options: 'Select Term', 'Add/Drop Classes', 'Look-up Classes to Add', 'Student Schedule by Day & Time', 'Student Detail Schedule', 'Registration Fee Assessment', 'Class Schedule - Printable Format', 'Check Your Registration Status', and 'Bb Pay or Direct Deposit Consent'. Under the heading 'Add Funds to Your Account:', there are two sub-items: 'i) Manage Bills and Payments' (with a sub-note 'Pay tuition online via web-check or credit card and manage your account activity.') and 'Complete Registration Using Available Funds:'. The 'Complete Registration Using Available Funds:' section contains two sub-items: 'i) Register Using Financial Aid' (highlighted with a red arrow) and 'ii) Register Using Credit Card/Web Check Funds'. At the bottom of the page, it says 'RELEASE: 8.7' and '© 2015 Ellucian Company L.P. and its affiliates.' The Windows taskbar at the bottom shows the time as 2:40 PM on 5/28/2015.



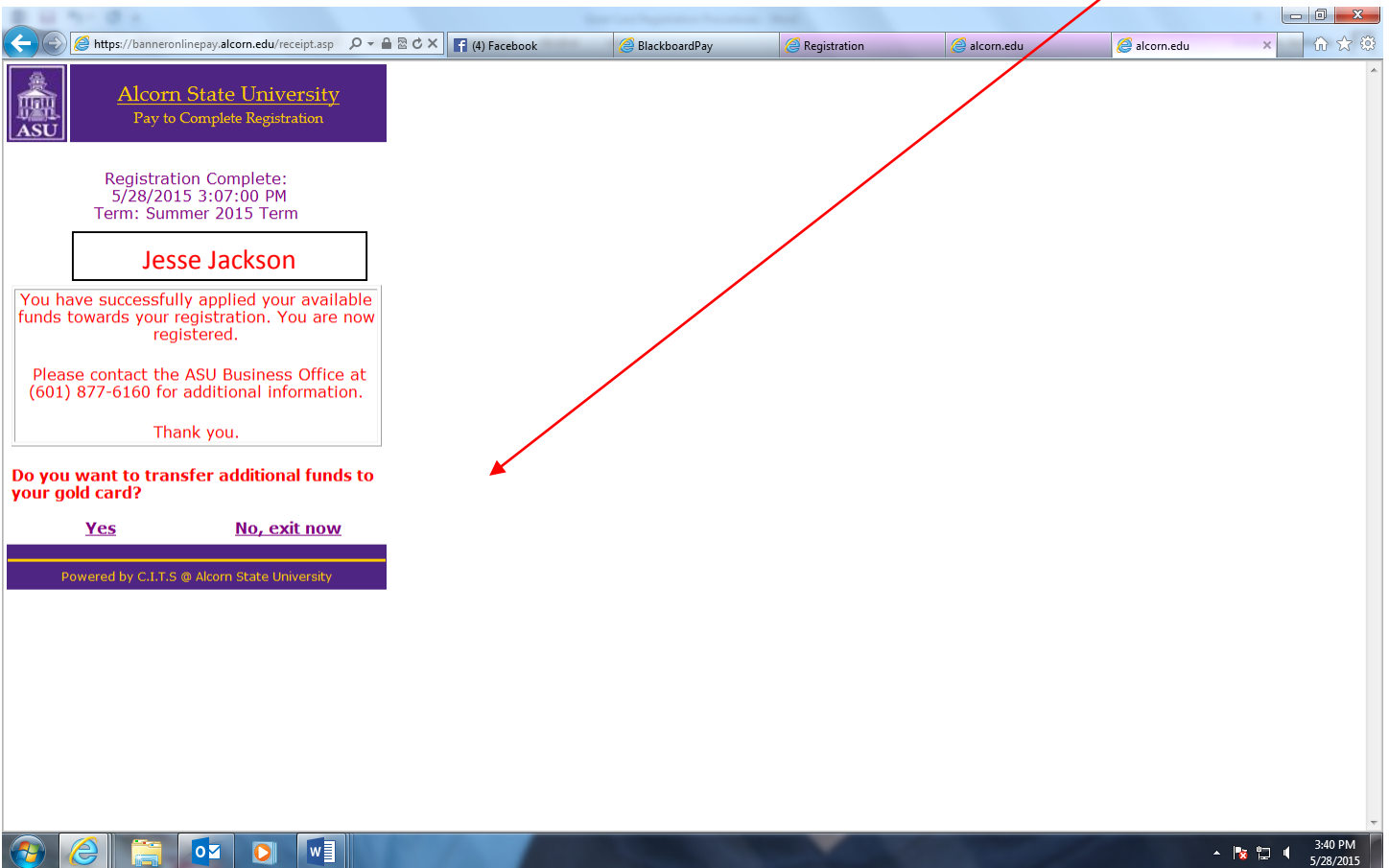




- ❖ Select the term for registration
- ❖ Hit Submit

A screenshot of a web browser window showing the Alcorn State University registration page. The browser's address bar shows the URL: https://banneronlinepay.alcorn.edu/default.asp. The page header includes the Alcorn State University logo and the text "Alcorn State University Pay to Complete Registration". The main content area has a "Name:" label followed by a text input field containing "Jesse Jackson". Below this is a "Select Term:" label followed by a dropdown menu. A "Submit" button is located below the dropdown menu. Two red arrows point from the instructions above to the "Jesse Jackson" text field and the "Submit" button. At the bottom of the page, there is a footer that says "Powered by C.I.T.S. @ Alcorn State University". The Windows taskbar is visible at the bottom of the screen, showing the time as 2:49 PM on 5/28/2015.



- ❖ Print this page
- ❖ Present this page to receive your Gold Card along with a picture ID or driver's license

A screenshot of a web browser window showing a registration receipt page for Alcorn State University. The browser's address bar shows the URL: https://banneronlinepay.alcorn.edu/receipt.asp. The page header includes the Alcorn State University logo and the text "Alcorn State University Pay to Complete Registration". The main content area displays "Registration Complete: 5/28/2015 3:07:00 PM Term: Summer 2015 Term" and a name box containing "Jesse Jackson". Below this, a message states: "You have successfully applied your available funds towards your registration. You are now registered." It also provides contact information for the ASU Business Office: "Please contact the ASU Business Office at (601) 877-6160 for additional information." and a "Thank you." message. At the bottom, there is a question: "Do you want to transfer additional funds to your gold card?" with two options: "Yes" and "No, exit now". The footer of the page reads "Powered by C.I.T.S @ Alcorn State University". The browser's taskbar at the bottom shows the Windows logo, several application icons, and the system tray with the time "3:40 PM" and date "5/28/2015". A red arrow points from the top right of the page towards the "No, exit now" button.



How to add Money to Gold Card using financial aid funds

- ❖ Click on: Yes
- ❖ Click on: Add funds

Alcorn State University
Pay to Complete Registration

Registration Complete:
5/28/2015 3:07:00 PM
Term: Summer 2015 Term

Jesse Jackson

You have successfully applied your available funds towards your registration. You are now registered.

Please contact the ASU Business Office at (601) 877-6160 for additional information.

Thank you.

Do you want to transfer additional funds to your gold card?

[Yes](#) [No, exit now](#)

Powered by C.I.T.S @ Alcorn State University

- ❖ Click on: Submit
- ❖ Remember it takes 15 minutes before funds are available for use

Alcorn State University
Pay to Complete Registration

Deposit funds on Gold Card:


Minimum Deposit: 5.00

Maximum Deposit: 141.00

(Funds are deposited on the Gold Card in 15 minute intervals between 8:00 AM and 10:00 PM for the current term. Any deposits after 10:00 PM are processed next day at 8:00 AM)

<p>If yes, please enter the amount to deposit and click submit.</p> <p><input type="text"/> <input type="submit" value="Submit"/></p>	<p>No, Thank you.</p> <p><input type="submit" value="Submit"/></p>
--	---

Powered by C.I.T.S @ Alcorn State University




Funds have been added to my account! I can now purchase my books for class!

Alcorn State University
Pay to Complete Registration

Total Deposit for Jesse Jackson as of 2/19/2015 5:36:01 PM

Item	Amount
Desposit:	
Gold Card Deposit:	5.00 (Edit)
Total Charges:	5.00

Powered by C.I.T.S @ Alcorn State University



Check out other locations online for Gold Vendors!

If your card is lost, stolen, misplaced or damaged there is a \$25.00 replacement fee.