



I would like to view my Financial Aid Status, Submit Required Documents, Accept My Award and Register using Financial Aid.

Financial Aid Registration Guide



- ❖ Go to: www.alcorn.edu
- ❖ Click on: STUDENTS
- ❖ Click on: BANNER ONLINE SERVICES



I found my student ID number by clicking on "Look Up Your ASU Generated ID". Also, I logged in too many times and my account was disabled. I called the Registrar's Office at 601.877.6170 and they reset my pin for me.

User Login

- ❖ Enter User ID: Student ID Number (A00000000) or Social Security Number
- ❖ Enter PIN: 6 Digit Date of Birth (Temporary) or Permanent PIN
- ❖ Login

ellucian™

HELP EXIT

User Login

Please enter your User Identification Number (ID) and your Personal Identification Number (PIN). When finished, select Login.
Please Note: ID is Case Sensitive.
Log in to activate your Email/Blackboard account.
To protect your privacy, please Exit and close your browser, when you are finished.

[Look Up your ASU Generated ID](#)


User ID:

PIN:

RELEASE: 8.5.2

© 2015 Ellucian Company L.P. and its affiliates.
This software contains confidential and proprietary information of Ellucian or its subsidiaries.
Use of this software is limited to Ellucian licensees, and is subject to the terms and conditions of one or more written license agreements between Ellucian and such licensees.

- ❖ User ID
- ❖ Enter PIN
- ❖ Login



Click on
Student
Services &
Financial Aid

https://selfserve.alcom.edu/pls/prod11c Main Menu

ellucian™

Personal Information Student and Financial Aid Faculty Services Employee Services

Search [SITE MAP](#) [HELP](#) [EXIT](#)

Main Menu


Welcome to ASU Online Services! Last web access on Jan 30, 2015 at 08:41 am

ACTIVATE EMAIL ACCOUNT
First time Freshmen and Transfer Students: To activate your Email/Blackboard account, select Personal Information, Activate Email/Blackboard Account and follow the prompts.

- Personal Information**
Change your PIN; Change your security question; View your address(es), phone number(s), e-mail address(es), emergency contact information, & marital status;
- Student Services & Financial Aid**
Register, view your academic records and account information.
- Faculty Services**
Enter Grades and Registration Overrides, View Class Lists and Student Information
- Employee Services**
Payroll, benefits, deductions, tax forms, EAPAF

RELEASE: 8.5.2
© 2015 Ellucian Company L.P. and its affiliates.

8:54 AM
1/30/2015



Click on
Financial Aid

https://selfserve.alcorn.edu/pls/prod11g/twbkwbis.P_GesMenu?name Student Information Google

Convert Select User Log In Web Slice Gallery Suggested Sites

ShopAtHome.com Super Deals! H&R Block Tax Center Online Coupons ShopGold Rewards Coupon Codes Grocery

ellucian™

Personal Information **Student and Financial Aid** Employee Services

Search Go RETURN TO MENU SITE MAP HELP EXIT

Student Services & Financial Aid

- [Admissions](#)
File an application for admissions; Review existing applications, their status, and the status of supporting requirements.
- [Course Enrollment and Registration](#)
Check your registration status; Add or drop classes; Display your class schedule.
- [Student Records](#)
View your holds; Display your grades and transcripts; Review charges and payments.
- [Financial Aid](#)
Apply for Financial Aid; Review the status of your financial aid applications; Check status of document requirements; Review loans.
- [Campus Parking - BOSSCARS](#)
Campus Automobile Registration and Parking Management System

RELEASE: 8.6

View My Financial Aid Status



I can view my Overall Status of Financial Aid, Holds, Academic Progress, Cost of Attendance, Messages and Financial Aid Awards.

- ❖ Click on: My Overall Status of Financial Aid
- ❖ Click on: Select Aid Year of Inquiry

A screenshot of a web browser showing the Ellucian Financial Aid page. The browser address bar shows the URL: https://selfserve.alcom.edu/pls/prod11g/twbkwbis.P_GenMenu?name. The page has a navigation menu with 'Personal Information', 'Student and Financial Aid', and 'Employee Services'. Below the menu is a search bar and a 'Go' button. The 'Financial Aid' section is highlighted with a yellow underline. Underneath, the link 'My Overall Status of Financial Aid' is highlighted with a red arrow. Below this link, there is a sub-menu with options: 'View overall status; View holds; View academic progress; View cost of attendance; Read messages; View financial aid awards.' The release version 'RELEASE: 8.21.1' is displayed at the bottom.

A screenshot of the Ellucian 'Select Aid Year' page. The browser address bar shows the URL: https://selfserve.alcom.edu/pls/prod11g/bwrkolib.P_SelDefAidy?aidy=1516&calling_proc_name=bwrksumm.P_Dispsumm. The page has a navigation menu with 'Personal Information' and 'Student and Financial Aid'. Below the menu is a search bar and a 'Go' button. The 'Select Aid Year' section is highlighted with a yellow underline. Below this section, there is an information icon and a text box: 'Some financial aid information is determined by Aid Year (the academic year for which you are receiving financial aid). To define or redefine the aid year, select the aid year from the pull-down list below, then click Select Aid Year. Click Reset to redisplay the previous value.' Below this text is a 'Select Aid Year' dropdown menu with 'Aid Year 2015-2016' selected. A 'Submit' button is located below the dropdown. The release version 'RELEASE: 8.21.1' is displayed at the bottom.



Click on Student Requirements (if I have unsatisfied documents) I will need to click on view Unsatisfied Requirements

Overall Status of Financial Aid Year 2015-2016

This is a summary of your financial aid information for the specified aid year. To obtain greater detail about any of the following summary statements, click the corresponding link.

You have unsatisfied [student requirements](#) for this aid year.
View your [financial aid history](#).

[Select Another Aid Year](#)

RELEASE: 8.21.1

© 2015 Ellucian Company L.P. and its affiliates.

Eligibility Requirements for Aid Year 2015-2016

Student Requirements Holds

Unsatisfied Requirements Requirement	Status	As of Date	Ful
Alcorn Financial Aid Application Please download and complete the ASU Financial Aid application for the aid year in which you are applying. This form can be faxed to the Financial Aid Office at (601)877-6110. If you have questions regarding this form, please contact the Financial Aid Office.	Not Received	Jan 28, 2015	
Free Application for Federal Student Aid Please use the link to complete the Free Application for Federal Student Aid. 002396 is the school code for Alcorn State University.	Not Received	Jan 28, 2015	
Please complete Loan Entrance Counseling requirement. Please proceed to the student loans website and complete the mandatory loan requirement to receive student loans by clicking the ENTRANCE COUNSELING link. You will need your FAFSA pin and SSN to sign in to the Dept of Education secure site and follow the online directions. If you wish to cancel loans, please contact your Financial Aid Counselor IMMEDIATELY.	Not Received	Jan 28, 2015	

The Requirements link enables you to download the form necessary to complete the specific requirement or transfers you to another page to satisfy the requirement.

[Select Another Aid Year](#)

RELEASE: 8.21.1

- ❖ Click on the Accept Award Offer Tab
- ❖ Accept/Decline Aid
- ❖ Click Submit Award



View My Financial Aid Award

Browser tabs: Pandora Radio - Listen, Award Package By Aid Year

URL: https://selfserve.alcorn.edu/pls/prod11g/bwrkrhst.P_DisplayTabs?tab_type=GI&aidy_in=1516&calling_proc_name=bwrkrhst.P_Dispsumm

ellucian™

Personal Information Student and Financial Aid

Search Go

RETURN TO MENU SITE MAP HELP EXIT

Award Package By Aid Year Aid Year 2015-2016

General Information Award Overview Resources/Additional Information Terms and Conditions **Accept Award Offer** Special Messages

Click on each tab displayed on this page to view your financial aid award details for this aid year. If you have questions regarding your award, please contact the Financial Aid Office.

Select Another Aid Year

[Overall Financial Aid Status | Account Summary By Term | Award Payment Schedule | Award History | Loan Application History]

RELEASE: 8.21.1

© 2015 Ellucian Company L.P. and its affiliates.

Browser tabs: Pandora Radio - Listen, Award Package By Aid Year

URL: https://selfserve.alcorn.edu/pls/prod11g/bwrkrhst.P_DisplayTabs?tab_type=AA&aidy_in=1516&calling_proc_name=bwrkrhst.P_Dispsumm

ellucian™

Personal Information Student and Financial Aid

Search Go

RETURN TO MENU SITE MAP HELP EXIT

Award Package By Aid Year Aid Year 2015-2016

General Information Award Overview Resources/Additional Information Terms and Conditions **Accept Award Offer** Special Messages

Print


Options for Accept Award Offers include:

1. Accept the full award amount by selecting Accept Full Amount of All Awards.
2. Choose Decline or Accept for each fund.
3. Accept a partial amount by selecting Accept and entering the amount in the Accept Partial Amount field.

Award Decision

Fund	Status	Term	Amount	Accept Award
Federal Direct Unsub Loan	Offered	Fall 2015 semester	\$2,750.00	<input type="button" value="Select Decision"/>
	Offered	Spring 2016 semester	\$2,750.00	
Fund Total:			\$5,500.00	
Fee Waiver Dependent Child Accepted	Accepted	Fall 2015 semester	\$1,596.00	
Fund Total:			\$1,596.00	

Complete the Registration Process Using Financial Aid



To complete the Registration Process using Financial Aid, select Register Using Financial

❖ Click on: Student and Financial Aid

Personal Information **Student and Financial Aid**

Search

[RETURN TO MENU](#) [SITE MAP](#) [HELP](#) [EXIT](#)

Registration

- Select Term
- Add/Drop Classes
- Look-up Classes to Add
- Student Schedule by Day & Time
- Student Detail Schedule
- Registration Fee Assessment
- Class Schedule - Printable Format
- Check Your Registration Status
- Bb Pay or Direct Deposit Consent
- Add Funds to Your Account:**
- i) Manage Bills and Payments*
Pay tuition online via web-check or credit card and manage your account activity.
- Complete Registration Using Available Funds:**
- i) Register Using Financial Aid*
- ii) Register Using Credit Card/Web Check Funds*

RELEASE: 8.7